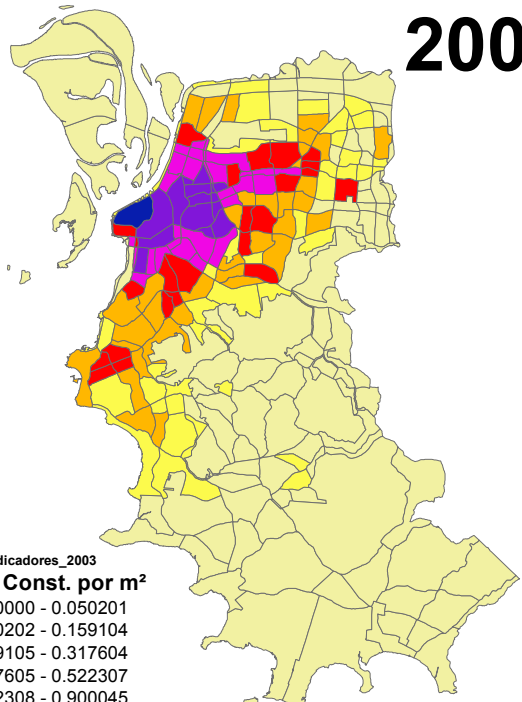


2003

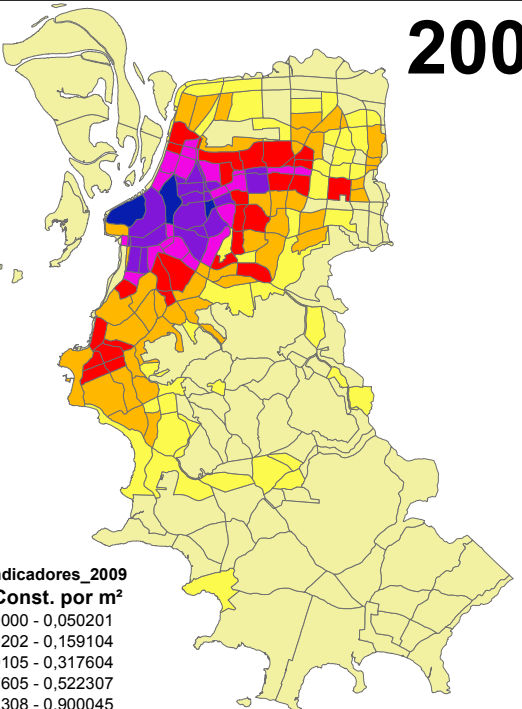


Legenda
UEU_Indicadores_2003
Área Const. por m²

- 0.000000 - 0.050201
- 0.050202 - 0.159104
- 0.159105 - 0.317604
- 0.317605 - 0.522307
- 0.522308 - 0.900045
- 0.900046 - 1.440485
- 1.440486 - 2.431422

0 2.750 5.500 11.000 Metros

2009

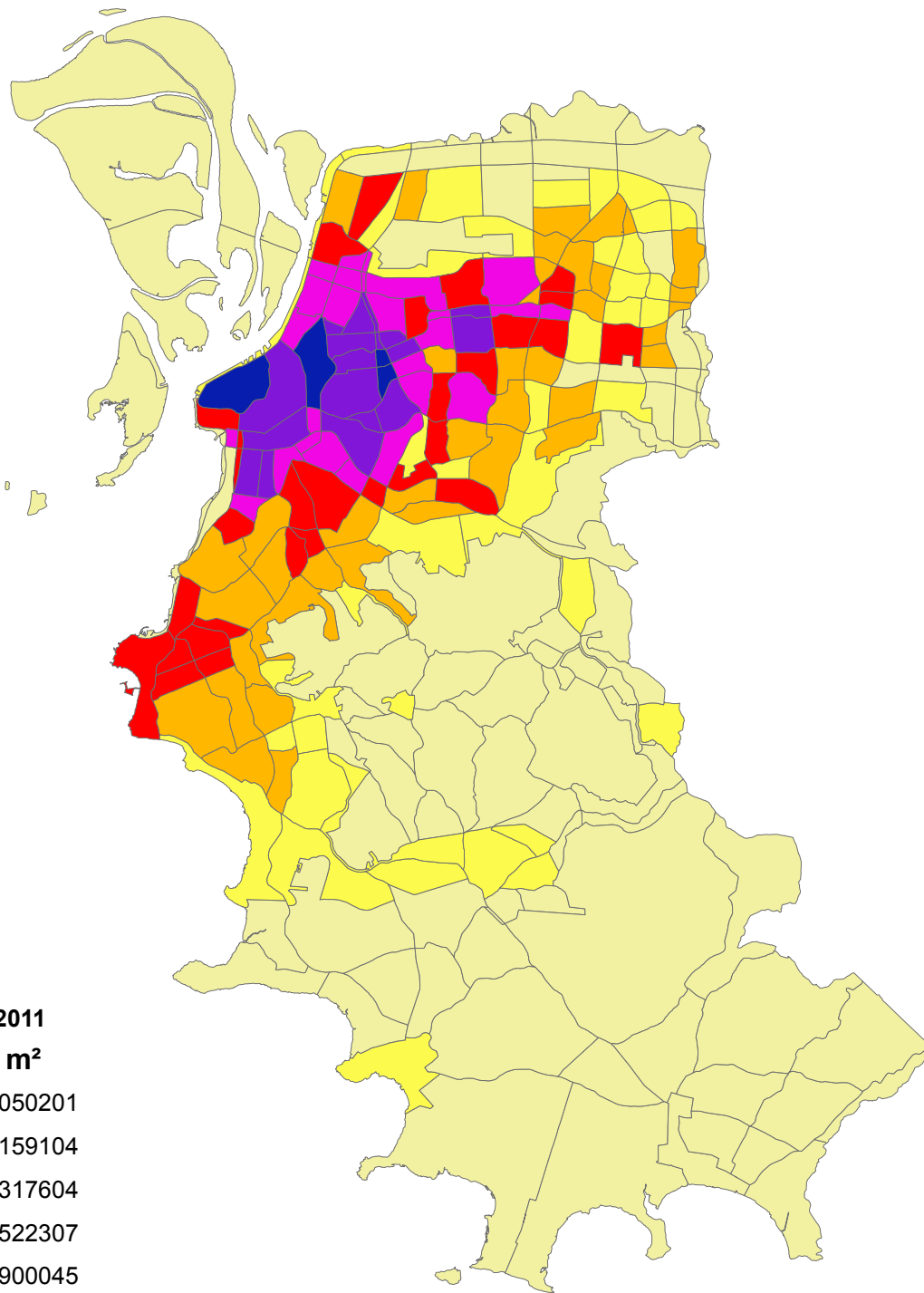


Legenda
UEU_Indicadores_2009
Área Const. por m²

- 0.000000 - 0.050201
- 0.050202 - 0.159104
- 0.159105 - 0.317604
- 0.317605 - 0.522307
- 0.522308 - 0.900045
- 0.900046 - 1.440485
- 1.440486 - 2.514608

0 2.750 5.500 11.000 Metros

2011



Legenda

UEU_Indicadores_2011
Área Const. por m²

- 0,000000 - 0,050201
- 0,050202 - 0,159104
- 0,159105 - 0,317604
- 0,317605 - 0,522307
- 0,522308 - 0,900045
- 0,900046 - 1,440485
- 1,440486 - 2,526497

0 3.750 7.500 15.000 Metros